

**S.D. Public School**  
**Summer Holidays Homework**  
**Class V (Session 2022-23)**

Dear Parents,

Vacation is a welcome break! So why not utilize this golden period for family reunion and reiterate your family ties with your kids and relatives. Gear up and utilize your time in the best possible manner. Go ahead with some unique fun activities with your kids. Let's cheer for the 3R's- Rejuvenation, Relaxation and Rebonding!



**'Summers are fun'**

**The wonderful activities of Summer,**

**Surfing and swimming**

**Playing in the Sun,**

**And Oh the wonderful foods of Summer**

**Shakes and Ice-creams,**

**We've barely begun.**

**Yet, the most wonderful things of summer**

**Are family and friends**

**Having lots of fun.**



1. Prepare a bookmark with a beautiful quotation or a proverb written on it.
2. Write at least fifteen food and beverage items we take in summer along with pictures in a SCRAP FILE.
3. Read the book "the Arabian Nights", underline the new words, find their meanings and write them in the book with a pencil.
4. The worksheet given below must be pasted in the scrap file.

**1. Write one-word for the following:**

- a) Writing that is easy to read
- b) That which cannot be conquered
- c) The study of rocks and soil
- d) One who vows never to marry
- e) One who foretells events
- f) One who carves in stone
- g) One who looks on dark side of things
- h) One who travels to a holy place
- i) A medicine that destroys germs
- j) One who looks on dark side of things

**2. Unscramble the words and write the synonyms of the same.**

- I) FWIST
- II) QIKUC
- III) RAGEE
- IV) NEKE
- V) FIERG



## ग्रीष्मावकाश कार्य (कक्षा-पाँच)

(नोट: सारा कार्य स्कैप फाइल में करना है | इनके अंक प्रथम मूल्यांकन परीक्षा में जोड़े जायेंगे |)

1. अपने रोल नंबर के अनुसार दिए गए व्याकरण के शीर्षकों के पाँच-पाँच शब्द A-3 शीट पर सुन्दर लेख में लिखिए।

रोल न.-1 से 5 – **एक वचन**      रोल न.-21 से 25 **व्यक्तिवाचक संज्ञा**

रोल न.-6 से 10 – **बहु वचन**      रोल न.-26 से 30 **जातिवाचक संज्ञा**

रोल न.-11 से 15 **स्त्रीलिंग**      रोल न.-31 से 35 **भाववाचक संज्ञा**

रोल न.-16 से 20 **पुर्लिंग**      रोल न.-36 से 40 **पाँच पर्यायवाची शब्द**

2. सुदर्शन की कहानी 'हार की जीत' पढ़िए तथा कहानी का संक्षिप्त रूप लिखिए | कहानी के मुख्य पात्र **बाबा भारती** तथा **डाकू खड़गसिंह** का चित्र बना कर उनकी **दो-दो विशेष बातें (विशेषताएँ)** भी लिखिए |

3. अपने रोल नंबर के अनुसार दिए गए राज्य पर एक सुन्दर सचित्र परियोजना (प्रोजेक्ट) A-3 शीट्स पर बनाइए जिसमें वहाँ की संस्कृति, जलवायु, वेश-भूषा, खान-पान, उद्योग धंधे आदि का वर्णन हो |

रोल न. 1 से 5 **केरल**

रोल न. 6 से 10 **पंजाब**

रोल न. 11 से 15 **जयपुर**

रोल न. 16 से 20 **बिहार**

रोल न. 21 से 25 **असम**

रोल न. 26 से 30 **हिमाचल**

रोल न. 31 से 35 **छत्तीसगढ़**

रोल न. 36 से 40 **मध्य प्रदेश**

4. पुराने अखबार / पत्र / पत्रिकाओं में से अपनी कॉपी पर पाँच चित्र काटकर अलग-अलग पेजों पर चिपकाओ तथा उनका वर्णन 50 शब्दों के अनुच्छेद के रूप में करिए |

NAME: \_\_\_\_\_

# MATH WORKSHEET

## CLASS V BRAIN GYM



### General Instructions:

- Submit your work in a file/folder with a cover page. Present your work neatly.
- Solve the questions in the worksheet itself, in space provided for each question. Use the perforated sheets if required.
- Manage your work in such a way that a little work is done every day to avoid piling it for the last moment.
- Revise all the syllabus done so far.
- Do the Pages 34-36 in your Maths activity book.

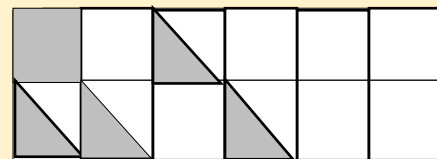
**Enjoy your  
holidays!!**

**Q1.** This is a 6 digit number, having 9 at LACS place and 3 at ONES place. The face value at TEN THOUSAND is one less than LACS place then next number is 4 at THOUSANDS place. Face value of HUNDREDS place is double the face value at ONES, the number at TENS place is 5. What is number?

**Ans 1.**

**Q2.** How many more squares must be shaded so that  $\frac{1}{3}$  of the figure is shaded?

- (a) 1 (b) 2  
(c) 3 (d) 4



**Q3.** What number am I ?














- • I am a two digit even number.
- • I am a common multiple of 6 and 7.
- • I have a total of 12 factors.

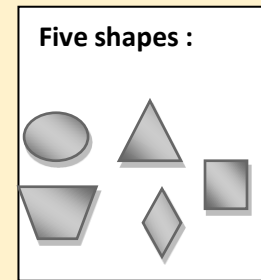
- (a) 35 (b) 42 (c) 36 (d) 84

**Q4.** Check the manufacturing date and expiry date, best before dates of eatables like bread, butter, jam, biscuits etc. in a form of table on a colored A4- sized sheet. Then find how long each one of them are good to eat. Will it be safe to eat these articles after their expiry dates?

**Ans 4.**

**Q5.** Complete the Sudoku by filling in the correct shapes.



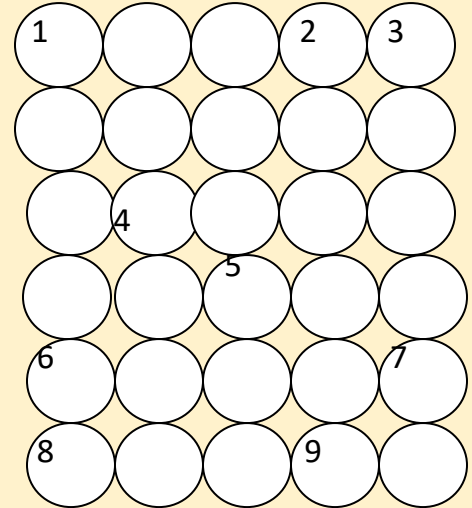
**Q6 .Complete the puzzle :**

**Across :**

- 4 and 5 are my factors
- I come in the table of 7 and 8
- Ten 40s make this number.
- I am the smallest 2-digit number with two equal factors
- Smallest common multiple of 2, 5 and 10
- A multiple of every number.

**Down**

- I am a multiple of 6 and 4
- I am a multiple of 21
- 6<sup>th</sup> multiple of 7
- I am a factor of every number
- The 14<sup>th</sup> multiple of 5



**Q7. Here are 5 number cards:**



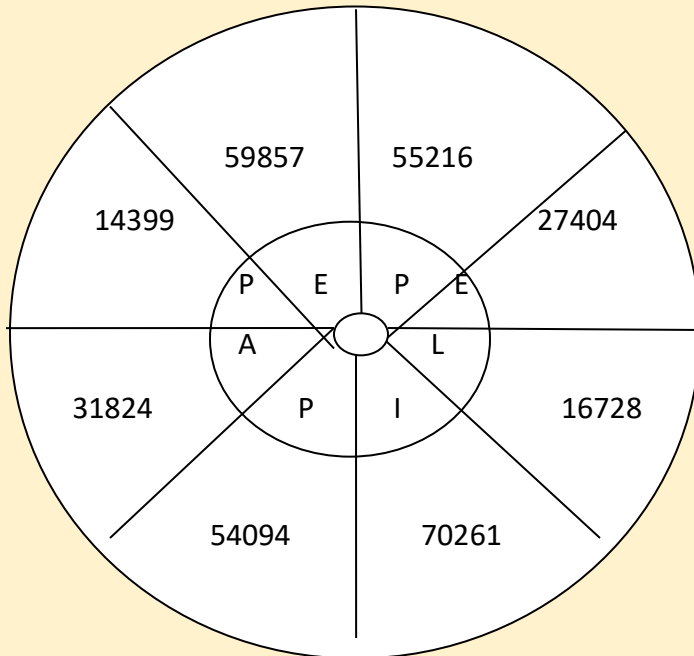
By taking two cards at a time, form all the possible improper fractions. In all, how many improper fractions can you make?

**Ans 7.**

**Q8.** Divide to get name of a dish.

Divide all the numbers given here in the circle by 17 and find the quotient.

- Pick out all the letters written beside a number whose quotient is an even number.
- Rearrange these letters to get the name of a fruit.
- Pick out all the letters written beside a number whose quotient is an odd number.
- Rearrange these letters to get the name of a kind of graph.
- Speak them together and find out the name of a dish.

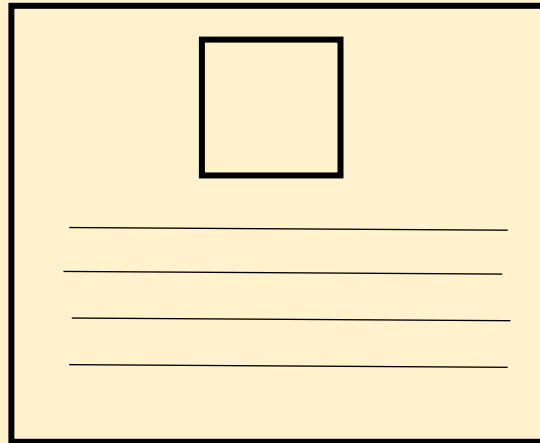


**Q9.** Make chart on A3 sheet as per your roll numbers.

- |                     |                      |
|---------------------|----------------------|
| Roll no 1-9         | Types of angles      |
| Roll no. 10-18      | Types of polygons    |
| Roll no. 19 -27     | Symmetrical figures  |
| Roll no. 28- 36     | Circle and its parts |
| Roll no. 37 onwards | 3 D solids           |

### **PROJECT 1. (For Roll Nos. 1-11)**

Pick any one Indian Mathematician. On an A3 size sheet paste his/her picture, give information about his life and his achievements. Do your work in the given format



### **PROJECT 2. (For Roll Nos. 12-22)**

**Making tessellation on cardboard using colored paper.**

Instruction:

1. Take a shape in two different colours, say Orange and Blue
2. Use these two shapes and tessellate the region of the sheet.
3. Next, take two different shapes which placed together can tessellate.
4. Similarly tessellate the region of the other sheet, using the two given shapes.

### **PROJECT 3. (For Roll Nos. 23-33)**

Find out some number facts. Write them on an A 3 size sheet In a creative manner.

### **PROJECT 4. (For Roll Nos. 34 onwards)**

Find out the names of five highest mountains of the world and arrange them in ascending order of their heights and write it on a colored A4- sized sheet in the form of a table.



## HOLIDAYS HOMEWORK (2022-23)

### CLASS- V Subject- EVS

Few guidelines to make your summer break fruitful.

- ❖ **Wake up early in the morning and do exercise/Yoga.**
- ❖ **Wish the elders every morning and before going to bed at night.**
- ❖ **Eat meals together with the family. Utilize this time to discuss the news and other happenings of the day.**
- ❖ **Help your mother daily to do simple household tasks around the house e.g. laying table, watering plants etc.**
- ❖ **Be kind to birds and animals. Keep a bowl of water for birds in a shady area.**

#### Task-1

Luminescent organisms such as ostracods produce their own light through chemical reactions that create a glow around them. Find out and paste pictures of five luminescent organisms on an A-4 size sheet.

#### Task-2

Find information about the organisation Bruksha O' Jeevar Bandhu Parishad. Write The aims of the organisation, the areas where they work and their contribution towards saving forests on an A-4 size sheet.

#### Task-3

Make a beautiful poster (A-3 size sheet) on the following topics:

Roll No.1-10	Save Soil
Roll No.11-20	Save Water
Roll No. 21-30	Save Electricity
Roll No. 31 onwards	Save Fuel

- ❖ **Learn and revise the work done in class for assessments to be conducted after vacations.**





HOLIDAYS HOMEWORK

CLASS 5

Complete the following pages in your Art File-

Page Number- 13, 14, 23, 29, 37, 50, 51.

